























Pecatonica School District Long Range Planning Survey



1. Are you a current resident of the Pecatonica School district?			
		Response Percent	Response Count
Yes		90.5%	152
No		9.5%	16
		answered question	168
		skipped question	3












2. Please tell us where you live.			
		Response Percent	Response Count
Blanchardville		33.3%	56
Hollandale		8.9%	15
Town of Waldwick		3.6%	6
Town of Moscow		20.2%	34
Town of Blanchard		4.8%	8
Town of Brigham		1.8%	3
Town of Ridgeway		0.0%	0
Town of York		14.3%	24
Town of Perry		2.4%	4
Town of Fayette		0.6%	1
Town of Argyle		3.0%	5
None of the above		7.1%	12
		answered question	168
		skipped question	3





3. Are you currently employed by the Pecatonica School district?			
		Response Percent	Response Count
Yes		12.0%	20
No		88.0%	147
		<i>answered question</i>	167
		<i>skipped question</i>	4








4. Are you currently a student in the Pecatonica School District?			
		Response Percent	Response Count
Yes		9.0%	15
No		91.0%	151
		<i>answered question</i>	166
		<i>skipped question</i>	5








5. Please list your age			
		Response Percent	Response Count
Under 17 Years Old		8.3%	14
18-39 Years Old		28.0%	47
40-59 Years Old		46.4%	78
60-79 Years Old		16.1%	27
80 and older		1.2%	2
		<i>answered question</i>	168
		<i>skipped question</i>	3




6. Do you have children in the Pecatonica Area School District?			
		Response Percent	Response Count
Yes		49.7%	84
No		50.3%	85
		<i>answered question</i>	169
		<i>skipped question</i>	2

7. How do you find out about information or activities regarding the Pecatonica School District? (check as many that apply)			
		Response Percent	Response Count
District Mailings and Memos		41.7%	70
Neighbors		23.2%	39
Pecatonica Valley Leader		78.0%	131
Social Groups		19.0%	32
Pecatonica School Dist Web Site		31.5%	53
Students		47.6%	80
Attending School Board Meetings		7.1%	12
PTA		6.0%	10
Conversations with my child or grandchild		42.3%	71
Conversations with friends		51.8%	87
Adminstrators and staff		31.0%	52
		Other (please specify)	10
		<i>answered question</i>	168
		<i>skipped question</i>	3




8. How satisfied are you with the district's communication regarding school activities and affairs?			
		Response Percent	Response Count
Very satisfied		14.7%	21
Satisfied		71.3%	102
Unsatisfied		13.3%	19
Extremely unsatisfied		0.7%	1
If you have any suggestions for how the district can improve communications, please describe them below.			27
			answered question
			143
			skipped question
			28

9. Please give us an idea of what you have heard about the school district in the community.			
		Response Percent	Response Count
Excellent		4.3%	6
Very Good		35.5%	50
Good		39.0%	55
Adequate		10.6%	15
Needs Improvement		8.5%	12
Poor		0.7%	1
Extremely Poor		1.4%	2
			answered question
			141
			skipped question
			30

10. Please give us your impression of the Pecatonica School district.			
		Response Percent	Response Count
Excellent		10.4%	15
Very Good		38.9%	56
Good		30.6%	44
Adequate		10.4%	15
Needs Improvement		7.6%	11
Poor		0.7%	1
Extremely Poor		1.4%	2
		<i>answered question</i>	144
		<i>skipped question</i>	27





11. What are the three most outstanding characteristics about the Pecatonica School district? (number 1 being most important)			
		Response Percent	Response Count
1.		100.0%	105
2.		88.6%	93
3.		65.7%	69
		<i>answered question</i>	105
		<i>skipped question</i>	66



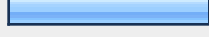

12. What are three priorities that most need improvement in the Pecatonica School district? (number 1 being most important)




		Response Percent	Response Count
1.		99.0%	98
2.		82.8%	82
3.		59.6%	59
<i>answered question</i>			99
<i>skipped question</i>			72





13. Please give us your priority order for the following, with 1 being the most important





	1. Most Important	2. Second Most Important	3. Third Most Important	4. Fourth Most Important	Rating Average	Response Count
Expanding and Enhancing Curriculum	54.0% (74)	27.0% (37)	14.6% (20)	4.4% (6)	1.69	137
Investing in Technology	15.6% (21)	40.0% (54)	31.1% (42)	13.3% (18)	2.42	135
Maintaining Current Student/Teacher Ratios	28.8% (40)	20.9% (29)	28.1% (39)	22.3% (31)	2.44	139
Maintaining current Extracurricular Activities	3.7% (5)	11.8% (16)	25.7% (35)	58.8% (80)	3.40	136
<i>answered question</i>						141
<i>skipped question</i>						30





14. To what extent are you satisfied with the overall education, experience and opportunities provided by Pecatonica School District?			
		Response Percent	Response Count
Very Satisfied		17.6%	25
Satisfied		60.6%	86
Somewhat satisfied		20.4%	29
Not at all satisfied		1.4%	2
		<i>answered question</i>	142
		<i>skipped question</i>	29

15. How do you rank the facilities at the Elementary School?			
		Response Percent	Response Count
Very good		13.1%	18
Adequately good		54.0%	74
Needs improvement		30.7%	42
Not good at all		2.2%	3
		<i>answered question</i>	137
		<i>skipped question</i>	34





16. How do you rank the facilities at the Middle School/High School?			
		Response Percent	Response Count
Very good		35.9%	47
Adequately good		55.7%	73
Needs improvement		8.4%	11
Not good at all		0.0%	0
		answered question	131
		skipped question	40

17. How would you rank the quality of the food service?			
		Response Percent	Response Count
High quality		6.8%	8
Good quality		46.6%	55
Moderate quality		36.4%	43
Not good quality at all		10.2%	12
		Suggestions	38
		answered question	118
		skipped question	53





18. How would you rank the COST of the food service?			
		Response Percent	Response Count
Highly reasonable		9.2%	11
Reasonable		72.3%	86
Not so reasonable		16.8%	20
Not affordable		1.7%	2
Suggestions			18
answered question			119
skipped question			52





19. How satisfied are you with curriculum/instruction in the subject areas of math, science, social studies, reading, English, history and business?			
		Response Percent	Response Count
Very satisfied		13.0%	17
Satisfied		71.8%	94
Unsatisfied		13.7%	18
Very Unsatisfied		1.5%	2
Additional comments			29
answered question			131
skipped question			40





20. How satisfied are you with curriculum/instruction in the fine arts (art, music, chorus) and foreign languages?





		Response Percent	Response Count
Very satisfied		13.8%	18
Satisfied		65.4%	85
Unsatisfied		20.0%	26
Very Unsatisfied		0.8%	1
		Additional comments	31
		<i>answered question</i>	130
		<i>skipped question</i>	41

21. How satisfied are you with curriculum/instruction in other areas, such as agriculture, shop, physical education?





		Response Percent	Response Count
Very satisfied		8.1%	10
Satisfied		74.2%	92
Unsatisfied		15.3%	19
Very Unsatisfied		2.4%	3
		Additional comments	20
		<i>answered question</i>	124
		<i>skipped question</i>	47





22. How satisfied are you with the guidance and counseling programs in the district?			
		Response Percent	Response Count
Very satisfied		14.2%	18
Satisfied		48.8%	62
Unsatisfied		29.9%	38
Very Unsatisfied		7.1%	9
		<i>answered question</i>	127
		<i>skipped question</i>	44





23. How satisfied are you with the administration of the district?			
		Response Percent	Response Count
Very satisfied		25.0%	33
Satisfied		61.4%	81
Unsatisfied		10.6%	14
Very Unsatisfied		3.0%	4
		Additional comments	19
		<i>answered question</i>	132
		<i>skipped question</i>	39





24. How satisfied are you with the district's extra-curricular offerings and service learning opportunities?			
		Response Percent	Response Count
Very satisfied		8.8%	11
Satisfied		76.0%	95
Unsatisfied		14.4%	18
Very Unsatisfied		0.8%	1
		Additional comments	20
		answered question	125
		skipped question	46



25. Are there educational offerings or classes that are currently not offered at Pecatonica that you would like to have?		
		Response Count
		49
		answered question
		49
		skipped question
		122



26. How satisfied are you that Pecatonica maintains high standards in teaching and curriculum?			
		Response Percent	Response Count
Very satisfied		14.3%	19
Satisfied		70.7%	94
Unsatisfied		13.5%	18
Very Unsatisfied		1.5%	2
		Additional comments	20
		answered question	133
		skipped question	38

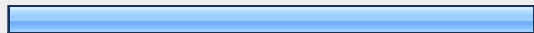

27. How well does the current Pecatonica Elementary School program prepare students for Middle School/High School?			
		Response Percent	Response Count
Very well		27.1%	32
Adequately well		55.9%	66
Needs improvement		16.1%	19
Not well at all		0.8%	1
		<i>answered question</i>	118
		<i>skipped question</i>	53

28. How well does the current Pecatonica High School program prepare students for secondary education? (college or technical school)			
		Response Percent	Response Count
Very well		11.1%	13
Adequately well		48.7%	57
Needs improvement		36.8%	43
Not well at all		3.4%	4
		<i>answered question</i>	117
		<i>skipped question</i>	54





29. How well does the district prepare students for entering the workforce?			
		Response Percent	Response Count
Very well		9.6%	11
Adequately well		47.4%	54
Needs improvement		37.7%	43
Not well at all		5.3%	6
		<i>answered question</i>	114
		<i>skipped question</i>	57

30. Do you feel the need to supplement your child's education with outside educational offerings?			
		Response Percent	Response Count
Yes		47.2%	50
No		52.8%	56
		Comments	23
		<i>answered question</i>	106
		<i>skipped question</i>	65

31. Do you think the Pecatonica district should increase educational offerings available through the Internet or distance learning?			
		Response Percent	Response Count
Yes		74.4%	96
No		25.6%	33
		Comments	27
		<i>answered question</i>	129
		<i>skipped question</i>	42





32. Do you think Pecatonica should explore increasing more educational offerings through cooperative arrangements with other school districts?			Response Percent	Response Count
Yes			81.1%	103
No			18.9%	24
			Suggestions	20
			<i>answered question</i>	127
			<i>skipped question</i>	44

33. If you have any suggestions on how the district could improve our educational programs at any level, please describe them here.			Response Count
			24
			<i>answered question</i>
			24
			<i>skipped question</i>
			147

34. How would you rate parent/school/community partnerships in the Pecatonica school district?			Response Percent	Response Count
Very strong partnership			13.2%	18
Strong partnership			61.8%	84
Not so strong partnership			22.8%	31
Weak partnership			2.2%	3
			<i>answered question</i>	136
			<i>skipped question</i>	35

35. How well do you feel your voice is heard in the operation of the district?			
		Response Percent	Response Count
Heard very well		3.7%	5
Heard adequately		45.9%	62
Heard a little		41.5%	56
Not heard at all		8.9%	12
		<i>answered question</i>	135
		<i>skipped question</i>	36

36. How important is it to you that the Pecatonica School district maintain buildings in both communities?			
		Response Percent	Response Count
Extremely important (must stay)		17.5%	24
Very important		17.5%	24
Important		20.4%	28
Not important at all		44.5%	61
		<i>answered question</i>	137
		<i>skipped question</i>	34

37. How important is it to you that the Pecatonica School district explore consolidation with a neighboring school district?			
		Response Percent	Response Count
Extremely important		22.2%	30
Very important		20.0%	27
Important		34.1%	46
Not important at all		23.7%	32
		<i>answered question</i>	135
		<i>skipped question</i>	36

38. Please provide any additional information that you would like to share.		
		Response Count
		48
		<i>answered question</i>
		48
		<i>skipped question</i>
		123